

CIRCUS ^{Led::}

MAX



EXTERIOR | CIRCUS MAX

Led:: CIRCUS MAX

Technical characteristics

Small, solid, LED luminaire with optional supports for different indoor and outdoor applications. Economical solution with superior light quality and significant energy savings.

Ideal for lighting pedestrian areas, residential areas, parks and gardens, car parks, large areas, sports and industrial spaces.

To install from 4 to 8m high.

Characteristic dimensions: 695 x Ø325 mm.

Maximum power 130W / Maximum flux 19700lm.

Luminaire made up of body, top cover and fixture made of cast aluminum EN AC 44300 with low copper content (<0.1%). Fixation by means of a 710mm high decorative arm with a vertical connection to a Ø60mm male terminal.

Access to the equipment through the top cover, fixed to the body with M6 captive screws and silicone gasket.

Approx. weight: 4.5Kg.

IP66 / IK08 / IK09

Flat tempered glass diffuser.

High efficiency LED system in a circular arrangement. The type and number of LEDs vary depending on the version. There is a version for every need for performance, durability and cost.

Incorporates SNAP system for heat dissipation.

Set of independent lenses of our own design in optical PMMA with efficiency of up to 93%. Optionally, rear reflector for flux recovery in injected and aluminized PMMA with a high reflectivity index (95%). The wide range of lenses and reflectors available allows all photometric needs to be optimally solved.

Color temperature: 3000°K or 4000°K. Optionally for areas with environmental protection: amber filter, 2200°K or 2700°K, or industrial and sports facilities: 5000°K, 6000°K.

FHS < 0.1% (Lenticular closure and flat glass).

Minimum CRI 70.

Useful life: L90B10 > 100,000 h (consult depending on the type of LED and configuration).

AC voltage 220V-240V ~ 50/60Hz. Class I / Class II optional.

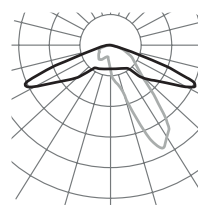
Color Silver Gray G2. Other colors available.

Standards: IEC 60598, IEC 62031, IEC 62471, IEC 60529, EN 55015, IEC 61000, IEC 61547, IEC 62493, IEC 62471, IEC 61437, IEC 62384, EN 50102, CE, ISO9001, ISO14001, ISO45001.

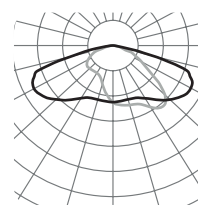


Photometries

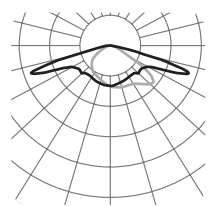
LONGITUDINAL NARROW F1M6



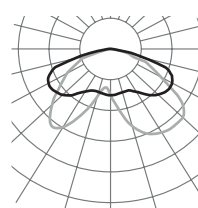
LONGITUDINAL F2M2



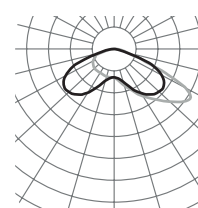
LONGITUDINAL WIDE F3T3



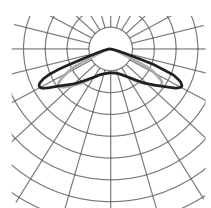
LONGITUDINAL WIDE F3M3



FRONT F4M2



SYMMETRIC EXTENSIVE F5M1



Consult the product configurator for other options.

Versions

PCB	3000K		4000K			
	mA	W	lm	lm/W	lm	lm/W
085	350	16	2960	185	3040	190
	500	24	4080	170	4240	176
	680	32	5360	167	5600	175
185	350	38	6660	175	6840	180
	500	54	9180	170	9540	176
	680	74	12060	162	12600	170
186	350	38	6660	175	6840	180
	500	54	9180	170	9540	176
	680	74	12060	162	12600	170
16U	350	15	2720	181	2880	192
	500	22	3840	174	4000	181
	750	33	5760	174	5920	179
16T	350	15	2720	181	2880	192
	500	22	3840	174	4000	181
	1000	45	6880	152	7200	160
32T	350	31	5440	175	5760	185
	500	45	7680	170	8000	177
	1500	135	19200	142	19840	146
32U	350	31	5440	175	5760	185
	500	45	7680	170	8000	177
	750	67	11520	171	11840	176
16M	350	63	9440	149	10080	160
	500	90	12800	142	13760	152
	700	126	17280	137	18560	147
16N	350	63	9440	149	10080	160
	500	90	12800	142	13760	152
	700	126	17280	137	18560	147
16W	350	62	7680	123	8320	134
	500	88	11360	129	12160	138
	1500	266	28320	106	30400	114

