

SNAP A Led::



EXTERIOR | SNAP A

Led:: SNAP A

Technical characteristics

Led module with high dissipation capacity, circular format for updating existing luminaires to led technology. Economical solution with superior light quality and significant energy savings.

Ideal for upgrading discharge luminaires to Led technology in pedestrian areas, residential areas, parks and gardens, car parks, large areas, sports and industrial spaces.

To install from 4 to 12m high.

Characteristic dimensions: 60 x Ø325 mm.

Maximum power 125W / Maximum flux 19700lm.

Module composed of a cast aluminum body EN AC 44300 with low copper content (<0.1%) for non-watertight luminaires (less than IP65). Fixing adapted to the existing non-watertight luminaire. Assemble waterproof components. The Salvi Technical Office carries out the adaptation project and necessary tests in each case.

Access to the equipment according to the adaptation solution for each luminaire.

Approx. weight: 2.3Kg.

IP66 optical group for non-watertight luminaires. / IK09

PMMA or tempered glass lenticular diffuser (flat or lenticular glass).

High efficiency LED system in a circular arrangement. The type and number of LEDs vary depending on the version. There is a version for every need for performance, durability and cost.

Incorporates SNAP system for heat dissipation.

Set of independent lenses of our own design in optical PMMA with efficiency of up to 93%. Optionally, rear reflector for flux recovery in injected and aluminized PMMA with a high reflectivity index (95%). The wide range of lenses and reflectors available allows all photometric needs to be optimally solved.

Color temperature: 3000°K or 4000°K. Optionally for areas with environmental protection: amber filter, 2200°K or 2700°K, or industrial and sports facilities: 5000°K, 6000°K.

FHS < 0.1% (Lenticular closure and flat glass).

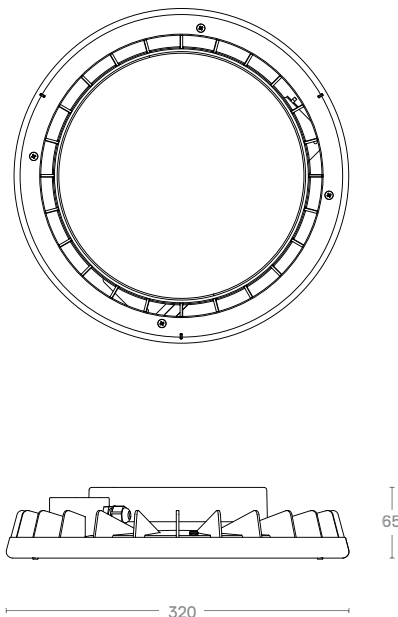
Minimum CRI 70.

Useful life: L90B10 > 100,000 h (consult depending on the type of LED and configuration).

AC voltage 220V-240V ~ 50/60Hz. Class I / Class II optional.

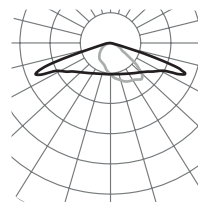
Color Silver Gray G2. Other colors available.

Standards: IEC 60598, IEC 62031, IEC 62471, IEC 60529, EN 55015, IEC 61000, IEC 61547, IEC 62493, IEC 62471, IEC 61437, IEC 62384, EN 50102, CE, ISO9001, ISO14001, ISO45001.

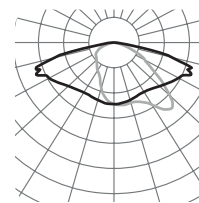


Photometries

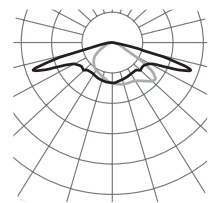
LONGITUDINAL NARROW F1T2



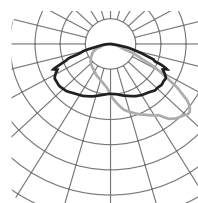
LONGITUDINAL F2T1



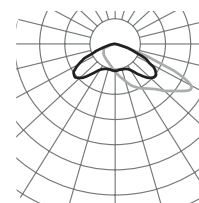
LONGITUDINAL WIDE F3T3



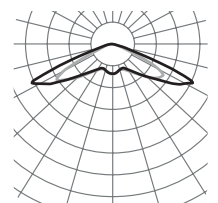
LONGITUDINAL WIDE F3T4



FRONT F4T1



SYMMETRIC EXTENSIVE F5T1



Consult the product configurator for other options.

Versions

PCB			3000K		4000K	
	mA	W	lm	lm/W	lm	lm/W
085	350	16	2960	185	3040	190
	500	24	4080	170	4240	176
	680	32	5360	167	5600	175
185	350	38	6660	175	6840	180
	500	54	9180	170	9540	176
	680	74	12060	162	12600	170
186	350	38	6660	175	6840	180
	500	54	9180	170	9540	176
	680	74	12060	162	12600	170
16U	350	15	2720	181	2880	192
	500	22	3840	174	4000	181
	750	33	5760	174	5920	179
16T	350	15	2720	181	2880	192
	500	22	3840	174	4000	181
	1500	67	9600	143	9920	148
32T	350	31	5440	175	5760	185
	500	45	7680	170	8000	177
	1500	135	19200	142	19840	146
32U	350	31	5440	175	5760	185
	500	45	7680	170	8000	177
	750	67	11520	171	11840	176
16M	350	63	9440	149	10080	160
	500	90	12800	142	13760	152
	700	126	17280	137	18560	147
16N	350	63	9440	149	10080	160
	500	90	12800	142	13760	152
	700	126	17280	137	18560	147
16W	350	62	7680	123	8320	134
	500	88	11360	129	12160	138
	1500	266	28320	106	30400	114

