

VISIO ^{Led::}
LIRA



EXTERIOR | VISIO LIRA

Led::

VISIO LIRA

Technical characteristics

Suspended LED spotlight for civil or industrial infrastructures.0

Ideal for lighting large areas, sports and industrial spaces, car parks, tunnels.

To install from 6 to 20m high.

Characteristic dimensions: 430 x 430 x 120 mm.

Maximum power 235W / Maximum flux 34800lm.

Projector composed of body and top cover in aluminum alloy type EN AC 44300 with low copper content (<0.1%). Fixing fork made of hard-aluminium, 5 mm thick and adjustable with possible rotation of +/- 90°.

Access to the equipment through the top cover, fixed to the body with M6 captive screws and a silicone gasket.

Approx. weight: 12Kg.

IP66 / IK08 (IK10 optical group)

PMMA diffuser with high impact resistance or flat tempered glass.

Optical group with high efficiency LEDs in rectangular arrangement.

The LEDs fixed to the main body transmit heat by conduction, and the cooling radiator integrated in the body dissipates heat to the outside by convection extremely efficiently.

Set of independent lenses of our own design in optical PMMA with efficiency of up to 93%. Optionally, rear reflector for flux recovery in injected and aluminized PMMA with a high reflectivity index (95%). The wide range of lenses and reflectors available allows all photometric needs to be optimally solved.

Color temperature: 3000°K or 4000°K. Optionally for areas with environmental protection: amber filter, 2200°K or 2700°K, or industrial and sports facilities: 5000°K, 6000°K.

FHS < 0.1%.

Minimum CRI 70.

Useful life: L90B10 > 100,000 h (consult depending on the type of LED and configuration).

AC voltage 220V-240V ~ 50/60Hz. Class I / Class II optional.

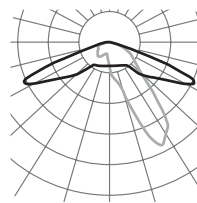
Color Silver Gray G2. Other colors available.

Standards: IEC 60598, IEC 62031, IEC 62471, IEC 60529, EN 55015, IEC 61000, IEC 61547, IEC 62493, IEC 62471, IEC 61437, IEC 62384, EN 50102, CE, ISO9001, ISO14001, ISO45001.

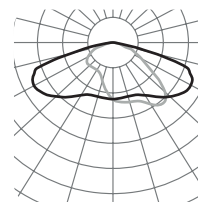


Photometries

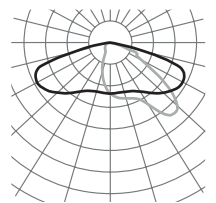
LONGITUDINAL NARROW F1M6



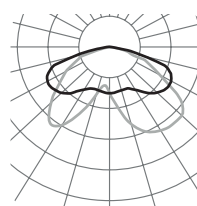
LONGITUDINAL F2M2



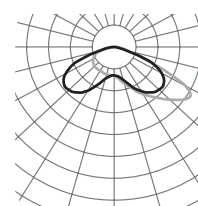
LONGITUDINAL F2MD



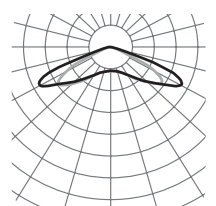
LONGITUDINAL WIDE F3M3



FRONT F4M2



SYMMETRIC EXTENSIVE F5M1



Consult the product configurator for other options.

Versions

PCB	3000K		4000K			
	mA	W	lm	lm/W	lm	lm/W
245	350	50	8880	177	9120	182
	500	72	12240	170	12720	176
	680	98	16080	164	16800	171
10M	350	39	5900	151	6300	161
	500	56	8000	142	8600	153
	700	79	10800	136	11600	146
15M	350	59	8850	150	9450	160
	500	84	12000	142	12900	153
	700	118	16200	137	17400	147
20M	350	79	11800	149	12600	159
	500	113	16000	141	17200	152
	700	158	21600	136	23200	146
24N	350	95	14160	149	15120	159
	500	135	19200	142	20640	152
	700	190	25920	136	27840	146
30N	350	118	17700	150	18900	160
	500	169	24000	142	25800	152
	725	246	36300	147	39000	158
30W	350	118	14400	122	15600	132
	500	169	21300	126	22800	134
	750	254	33600	132	36000	141
05W	350	19	2400	126	2600	136
	500	27	3550	131	3800	140
	1500	83	8850	106	9500	114
10W	350	38	4800	126	5200	136
	500	55	7100	129	7600	138
	1500	166	17700	106	19000	114
15W	350	58	7200	124	7800	134
	500	83	10650	128	11400	137
	1500	249	26550	106	28500	114

